

Portable DC MMA Welding Inverters

For All Types of Metals (Steel, Stainless Steel, Aluminum Etc.)



- » Operates with 1 Phase 230V-50/60Hz networks & generators. Tolerates voltage fluctuations upto %15.
- » Excellent welding characteristics with Rutile and Basic electrodes.
- » Minimum welding current starts from 10A, good results on thin metals with scratch TIG welding.
- » Current adjustment scale is arranged by electrode diameters.
- » Especially designed for outdoor use, protection class is IP 23S.
- » Light weight, easy to carry but rugged design to last long in tough working conditions, and large foot print to avoid easy tilting over.
- » No performance loss with long mains and welding cables.
- » Fan cooled and protected against overheating.
- » Electrode-holder, earth clamb and mains cables are included in the standard equipment.
- » According to EN 60974 these equipment are classified as Class A equipment. They are intended to use in locations other than residential locations where the electrical power is provided by the public low-voltage supply system.

	Monostick 150i	Monostick 165i	Monostick 180i	Monostick 200i	Monostick 201i
Line Voltage (1 Phase)	230 V - 50/60Hz	230 V - 50/60Hz	230 V - 50/60Hz	230 V - 50/60Hz	230 V - 50/60Hz
Input Power (MMA)	6.8 kVA (%20)	7.7 kVA (%20)	7.7 kVA (%20)	9.7 kVA (%14)	9.7 kVA (%14)
Input Current (MMA)	29.8 A (%20)	33.4 A (%20)	33.4 A (%20)	42.1 A (%14)	42.1 A (%14)
Welding Current Range	10 - 150 ADC	10 - 160 ADC	10 - 180 ADC	10 - 200 ADC	10 - 200 ADC
Rated Welding Current	140 ADC (%20)	160 ADC (%20)	180 ADC (%20)	200 ADC (%14)	200 ADC (%14)
Open Circuit Voltage	63 VDC	65 VDC	64 VDC	65 VDC	65 VDC
Electrode Range	1.60 - 3.25 mm	1.60 - 3.25 mm	1.60 - 4.00 mm	1.60 - 4.00 mm	1.60 - 4.00 mm
Dimensions (l x w x h)	467 x 160 x 312 mm	467 x 160 x 312 mm	467 x 160 x 312 mm	467 x 160 x 312 mm	467 x 160 x 312 mm
Weight	7.5 kg	7.5 kg	7.5 kg	10.5 kg	10.5 kg
Protection Class	IP 23S	IP 23S	IP 23S	IP 23S	IP 23S

Standard Accessories

Earth Clamp and Cable	K301100202 (16 mm ² - 2 m)	K301100203 (16 mm ² - 3 m)
Electrode Holder with Cable	K301000202 (16 mm ² - 2 m)	K301000203 (16 mm ² - 3 m)



Electrode Holder with Cable



Earth Clamp and Cable

Portable Semi Professional TIG and MMA Welding Inverter

For Steel & Stainless Steel

Inverter Technology for Workshops.

Monotig 160i Basic

- » Operates with 1 Phase 230V-50/60Hz networks & generators. Tolerates voltage fluctuations upto %15.
- » Good thin metal welding, due to its stable low current starting from 10 Amp.
- » TIG arc ignition by Soft-Start. No HF.
- » Professional torch and foot pedal for triggering.
- » Especially designed for outdoor use, protection class is IP 23S.
- » Light weight, easy to carry but rugged design to last long in tough working conditions.
- » No performance loss with long mains and welding cables.
- » Fan cooled, protected against overheating.
- » Electrode-holder cable, earth clamp cable, mains cable, gas hose and TIG torch are included in the standard equipment.



Portable Professional DC TIG Welding Inverters

For Steel, Stainless Steel & Copper

Inverter Technology for Production & Repair of Thin Metals

Monotig 160ip

- » Operates with 1 Phase 230V-50/60Hz networks & generators. Tolerates voltage fluctuations upto %15.
- » TIG arc ignition by HF or Soft-Start.
- » Good thin metal welding, due to its fine pulsing capability upto 2khz.
- » Enhanced TIG controls; pre-gas, slope-up, main current, pulse frequency, pulse duty cycle, base current slope down, post-gas, crater filling settings.
- » 10 Job Storage.
- » Trigger latching. (2/4)
- » Precise monitoring of welding parameters via digital display.
- » Professional torch and foot usage for triggering.
- » Especially designed for outdoor use, protection class is IP 23S.
- » Light weight, easy to carry but rugged design to last long in tough working conditions.
- » Fan cooled and thermally protected against overloading.
- » Electrode-holder cable, earth clamp cable, mains cable, gas hose are included in the standard equipment.



Inverter Technology for Production & Repair of Thin Metals

Monotig 200i

- » Operates with 1 Phase 230V-50/60Hz networks & generators. Tolerates voltage fluctuations upto %15.
- » TIG arc ignition by HF or Soft-Start.
- » Excellent thin metal welding, due to its stable low current starting from 5 Amp.
- » Standard TIG controls; current, slope down, post gas, and crater filling.
- » Trigger latching. (2/4)
- » Precise monitoring of welding parameters va digital display.
- » Professional torch and foot pedal for triggering.
- » Especially designed for outdoor use, protection class is IP 23S.
- » Light weight, easy to carry but rugged design to last long in tough working conditions.
- » Fan cooled and thermally protected against overloading.
- » Electrode-holder cable, earth clamp cable, mains cable, gas hose are included in the standard equipment.



	Monotig 160i Basic	Monotig 160ip	Monotig 200i
Line Voltage (1 Phase)	230 V - 50/60Hz	230 V - 50/60Hz	230 V - 50/60Hz
Input Power (MMA)	7.8 kVA (%20)	7.2 kVA (%25)	6.8 kVA (%30)
Input Current (MMA)	34 A (%20)	31.5 A (%25)	29.6 A (%30)
Input Power (TIG)	5.2 kVA (%20)	5 kVA (%50)	9.7 kVA (%30)
Input Current (TIG)	22.4 A (%20)	22 A (%50)	42.3 A (%30)
Welding Current Range	10 - 160 ADC	30 - 160 ADC	5 - 200 ADC
Rated Welding Current	160 ADC (%25)	160 ADC (%50)	200 ADC (%30)
Open Circuit Voltage	20 - 65 VDC	75 VDC	65 VDC
Electrode Range	1.60 - 3.25 mm	2.00 - 3.25 mm	2.00 - 4.00 mm
Tungsten Diameter	1.20 - 2.40 mm	1.60 - 2.40 mm	1.00 - 2.40 mm
Dimensions (l x w x h)	450 x 160 x 312 mm	515 x 160 x 312 mm	520 x 160 x 312 mm
Weight	9.5 kg	10 kg	10 kg
Protection Class	IP 23S	IP 23S	IP 23S

Standard Accessories

Earth Clamp and Cable	K301100203 (16 mm ² - 3 m)	K301100203 (16 mm ² - 3 m)	K301100203 (16 mm ² - 3 m)
Electrode Holder with Cable	K301000203 (16 mm ² - 3 m)	K301000203 (16 mm ² - 3 m)	K301000203 (16 mm ² - 3 m)
Gas Hose	K120000001 (2 m)	K120000001 (2 m)	K120000001 (2 m)
Torch	S510032221	S510032211	S510032211

Optional Accessories

Water Cooling Unit (CS 200)	-	7910005200	7910005200
Gas Regulator	S520001004	S520001004	S520001004
TTH26 (4 m) TIG Torch	-	S510032211	S510032211
TTH26 (8 m) TIG Torch	-	S510032212	S510032212
TTS18 (4 m) Water Cooled TIG Torch	-	S510032201	S510032201
TTS18 (8 m) Water Cooled TIG Torch	-	S510032202	S510032202
Foot Pedals	7910000130	7910000130	7910000130
Trolley with Gas Bottle Platform	7910000100	7910000100	7910000100



Trolley with Gas Bottle Platform



Foot Pedal

Single Phase Compact DC MIG / MAG Welding Machines

For All Types of Metals (Steel, Stainless Steel, Aluminum Etc.)

Inverter Technology for Workshops

Monomig 200IK

- » Operates with 1 Phase 230V-50/60Hz networks & generators. Tolerates voltage fluctuations upto %15.
- » Excellent welding characteristics with all types of solid and flux cored wires.
- » Bult-in wire feeding system for spools 300, 270 and 200 mm in diameters and special wire inlet for drums.
- » Welding voltage, wire feed speed, as well as soft start for spatter free arc igniton, pre-gas, post-gas and crater filling for automation and wire burn-back time for anit sticking are set from the front panel and monitored on the digital displays.
- » Optimum welding parameters could be selected from the chart on the front panel.
- » Bult-in trolley with gas bottle platform.
- » Fan cooled and thermally protected against overheating.
- » Earth clamp, electric line cable and gas hose are included in the standard equipment.



Step Controlled Transformer-Rectifier Technology for Workshops

MONOMAG 180

- » Operates with 1 Phase 230V-50/60Hz.
- » Excellent welding characteristics with all types of solid and flux cored wires.
- » Bult-in wire feeding system for spools 300, 270 and 200 mm in diameters and special wire inlet for drums.
- » Welding voltage, wire feed speed are adjusted from the front panel. Optimum welding parameters could be selected from the chart on the front panel.
- » Soft start for spatter free arc igniton, pre-gas and post-gas for automation, wire burn-back time for antisticking could be set inside the wire spool cabinet.
- » Bult-in trolley with gas bottle platform with 220V standard electric socket for CO2 gas heaters.
- » Fan cooled and thermally protected against overheating.
- » Easy to service due to its simple electromechanical design.
- » Earth clamp, electric line cable and gas hose are included in the standard equipment.

Monomig 200ik**MONOMAG 180**

Line Voltage (1 Phase)	230 V - 50/60Hz	230 V - 50/60Hz
Input Power	8.6 kVA (%16)	6.2 kVA (%20)
Input Current	37.4 A (%16)	28 A (%20)
Welding Current Range	30 - 200 ADC	30 - 140 ADC
Rated Welding Current	200 ADC (%16)	140 ADC (%20)
Max. Open Circuit Voltage	52 VDC	14 - 29 VDC
Number of Voltage Steps	-	7
Dimensions (l x w x h)	888 x 455 x 870 mm	888 x 455 x 870 mm
Weight (Torch Excluded)	48 kg	79 kg
Protection Class	IP 21S	IP 21S

Wire Feeding System

Welding Wire Diameter	0.60 - 1.00 mm	0.60 - 1.00 mm
Std. Roller Groove Size	0.80 - 1.00 mm	0.80 - 1.00 mm
Roller Diameter	37 mm	37 mm
Wire Feeding Speed	1 - 24 m/min	1 - 24 m/min
Trigger Control	2 / 4	2 / 4
Spool Capacity	15 kg	15 kg

Standard Accessories

Earth Clamp and Cable	K301100203 (16 mm ² - 3 m)	K301100203 (16 mm ² - 3 m)
Gas Hose	K120000001 (2 m)	K120000001 (2 m)

Optional Accessories

Torch	S520023203	S520023103
Spool Gun	S520009002	S520009002
CO2 Heater	S520001005	S520001005
MIG/MAG Accessories Set (Torch + Heater + Regulator)	Set 2 (7920000520)	Set 1 (7920000510)

**Regulator****CO2 Heater****MIG / MAG Torch**

Heavy Duty MMA Engine Driven Welders

For All Types of Metals (Steel, Stainless Steel, Aluminum Etc.)

MPM Series



- » Air cooled diesel engine driven welders with auxiliary outputs of 400 V / 50 Hz (3~), 230 V / 50 Hz (1~), 48 V / 50 Hz (1~)
- » CC/CV characteristics for Rutile, Basic and Cellulosic coated electrodes, Carbon Gauging and optionally for MIG/MAG and TIG processes.
- » Current adjustments are via potentiometer on the front panel or by an optional remote control box.
- » Ampere, volt, fuel level and operating hours indicators are located on the front panel.
- » Especially designed for outdoor use; protection class is IP 23S, no performance loss with long welding cables, large wheeled trailer to be lifted by trucks. (Standard for MPM 15/400 I-CL and optional for other models.)
- » Electric start by built-in 12 volts battery and automatically switching to idle at no-load.
- » Fault signals are, low fuel level, low oil pressure, battery charge failure and protection against current leakage and overheating.
- » Electrode-holder, earth clamp and electric-line cables are included in the standard equipment.

Motor	MPM 15/400 I-KA	MPM 20/500 P	MPM 500 P
Type	Kubota D1105-E	Perkins 1103 A-33G1	Perkins 404D - 22G
Power	28 HP (20.6 kVA)	41 HP (30.4 kVA)	32.4 HP (23.50 kVA)
Total Cylinder Volume	1123 cm ³	3300 cm ³	2216 cm ³
Number of Cylinder	3	3	4
Cooling Type	Water	Water	Water
Starting System	Electricity	Electricity	Electricity
Fuel	Diesel	Diesel	Diesel
Fuel Consumption	4.9 lt / hour (%75)	5.4 lt / hour (%75)	4 lt / hour (75%)
Fuel Tank Capacity	38 lt	74 lt	70 lt
Dimensions (l x w x h)	1590 x 730 x 920 mm	1855 x 737 x 1119 mm	1855 x 737 x 1119 mm
Weight	450 kg	895 kg	895 kg

Generator			
Type	GenSet Asynchronous Brushless	GenSet Asynchronous Brushless	GenSet Asynchronous Brushless
Max. Power (1 Phase)	10 kVA - 230 VAC	12 kVA - 230 VAC	10 kVA - 230 VAC
Max. Power (3 Phase)	15 kVA - 400 VAC	20 kVA - 400 VAC	16 kVA - 400 VAC (Op.)
Power Factor	0.80	0.80	0.80

Welding			
Related Welding Current	370 A - 35 VDC (%35)	500 A - 30 VDC (%40)	500 A - 30 VDC (%40)
Related Welding Current (%60)	350 A - 34 VDC	500 A - 40 VDC	-
Related Welding Current (%100)	-	400 A - 36 VDC	-
Welding Current Range	30 - 400 ADC	30 - 500 ADC	30 - 500 ADC
Max. Open Circuit Voltage	70 VDC	70 VDC	70 VDC
Welding Electrode Diameter Range	2.00 - 6.00 mm	2.00 - 6.00 mm	2.00 - 6.00 mm
Max. Carbon Gauging Electrode Size	6 mm	10 mm	8 mm

Accessories			
Earth Clamp and Cable (Standard)	K301100503 (50 mm ² - 3 m)	K301100605 (70 mm ² - 5m)	K301100605 (70 mm ² - 5m)
Electrode Holder and Cable (Standard)	K301000505 (50 mm ² - 5 m)	K301000605 (70 mm ² - 5m)	K301000605 (70 mm ² - 5m)
Remote Control Unit	7950000009 (20 m)	7950000009 (20 m)	7950000009 (20 m)
Polarity Switch (Optional)	7950000007	7950000007	7950000007
Trailer (Optional)	7950000005	7950000004 (2 Wheel)	7950000006 (2 Wheel)

Industrial DC MMA Welding Inverters

For All Types of Metals (Steel, Stainless Steel, Aluminum Etc.)

Inverter Technology for Industry & Construction Sites

ID 250 E

ID 300 E

ID 350 E

ID 400 E



- » Operates with 3 Phase 400V-50/60Hz networks & generators. Tolerates voltage fluctuations upto %15.
- » Excellent welding characteristics with Rutile, Basic & Cellulosic electrodes.
- » Welding current starts from 5 ampere and arc is very stable all through the adjustment range. Therefore suitable for scratch TIG process.
- » Current adjustment is either from the front panel or from an optional remote box.
- » Welding current and voltage can be digitally monitored from the front panel.
- » Hot-Start for easier arc ignition, Arc-Force to improve arc stability and Anti-Stick to avoid electrode sticking in the weld pool.
- » Protection class is IP 21S, no performance loss with long welding cables, optional trolley with big wheels for mobile usage, optional racks for grouping 4, 6 or 9 equipment.
- » Fan cooled and thermally protected against overheating.
- » Electrode-holder, earth clamp and electric-line cables are included in the standard equipment.

	ID 250 E	ID 300 E	ID 350 E	ID 400 E
Line Voltage (3 Phase)	400 V / 50 - 60 Hz	400 V / 50 - 60 Hz	400 V / 50 - 60 Hz	400 V / 50 - 60 Hz
Input Power	13 kVA (%35)	16.1 kVA (%30)	19.6 kVA (%35)	22.9 kVA (%35)
Input Current	18.8 A (%35)	23.3 A (%30)	28.4 A (%35)	33.2 A (%35)
Welding Current Range	5 - 250 ADC	5 - 300 ADC	5 - 350 ADC	5 - 400 ADC
Rated Welding Current	250 ADC (%35)	300 ADC (%30)	350 ADC (%35)	400 ADC (%35)
Open Circuit Voltage	85 VDC	85 VDC	86 VDC	85 VDC
Electrode Range	1.60 - 5.00 mm	1.60 - 5.00 mm	1.60 - 5.00 mm	1.60 - 6.00 mm
Dimensions (l x w x h)	526 x 250 x 408 mm	526 x 250 x 408 mm	585 x 307 x 515 mm	585 x 307 x 515 mm
Weight	21 kg	21 kg	32 kg	32 kg
Protection Class	IP 21S	IP 21S	IP 21S	IP 21S

Standard Accessories

Earth Clamp and Cable	K301100303 (25 mm ² - 3 m)	K301100303 (25 mm ² - 3 m)	K301100403 (35 mm ² - 3 m)	K301100403 (35 mm ² - 3 m)
Electrode Holder with Cable	K301000303 (25 mm ² - 3 m)	K301000303 (25 mm ² - 3 m)	K301000403 (35 mm ² - 3 m)	K301000403 (35 mm ² - 3 m)

Optional Accessories

Remote Control Unit 10m	7900000210	7900000210	7900000210	7900000210
Remote Control Unit 20m	7900000220	7900000220	7900000220	7900000220
Remote Control Unit 30m	7900000230	7900000230	7900000230	7900000230
Remote Control Unit 40m	7900000240	7900000240	7900000240	7900000240
Remote Control Unit 50m	7900000250	7900000250	7900000250	7900000250
Trolley	7900000600	7900000600	7900000600	7900000600
Rack (6 units vertical group)	7900000806	7900000806	7900000806	7900000806
Rack (6 units horizontal group)	7900000807	7900000807	7900000807	7900000807
TTH26V (4 m) TIG Torch	S510031203	S510031203	S510031203	S510031203
TTH26V (8 m) TIG Torch	S510031204	S510031204	S510031204	S510031204



Trolley



Horizontal Rack



Remote Control Unit

Heavy Duty Thyristor Controlled DC MMA Welding Machines

For All Types of Metals (Steel, Stainless Steel, Aluminum Etc.)

SCR Technology for Demanding Applications

RD 500 E

- » Operates with 3 Phase 400 V 50/60Hz networks & generators. Tolerates voltage fluctuations upto %10.
- » Excellent welding characteristics for Rutile, Basic and Cellulosic electrodes up to 6.0 mm. Carbon Gauging up to 8.5 mm.
- » Protection class is IP 21S, no performance loss with long welding cables, easy to move on rough grounds due to its large wheels and telescopic arms.
- » Hot-Start for easier arc ignition, Arc-Force to improve arc stability and Anti-Stick to avoid difficult electrodes to stick at short circuits during welding.
- » Current adjustment is via a potentiometer on the front panel or by a remote control box, amper and voltage can be digitally monitored from the front panel.
- » Fan cooled and protected against overheating.
- » Electrode-holder, earth clamp and electric-line cables are included in the standard equipment.



Heavy Duty Mechanically Controlled DC MMA Welding Machines

For All Types of Metals (Steel, Stainless Steel, Aluminum Etc.)

Magnetic Shunt Technology for Demanding Applications

TD 355

GL 451

GL 600

- » Operates with 3 Phase 400V 50/60Hz networks & generators.
- » Excellent welding characteristics for Rutile, Basic and Cellulosic electrodes. Carbon Gauging with GL models.
- » Especially designed for outdoor use; protection class is IP 22, no performance loss with long welding cables, easy to move on rough grounds due to their large wheels and telescopic arms.
- » Current adjustment and monitoring scales are mechanical.
- » Almost maintenance free and easy to repair at rural areas.
- » Fan cooled and protected against overheating.
- » Electrode-holder, earth clamp and electric-line cables are included in the standard equipment.

	TD 355	GL 451	GL 600	RD 500 E
Line Voltage (3 Phase)	400 V / 50 - 60 Hz	400 V / 50 - 60 Hz	400 V / 50 - 60 Hz	400 V / 50 - 60 Hz
Input Power	21.4 kVA (%35)	28.3 kVA (%35)	36.6 kVA (%35)	44.8 kVA (25%)
Input Current	31 A (%35)	41 A (%35)	53 A (%35)	65 A (25%)
Welding Current Range	60 - 350 ADC	60 - 450 ADC	90 - 600 ADC	10 - 500 ADC
Rated Welding Current	320 ADC (%35)	450 ADC (%35)	500 ADC (%35)	500 ADC (25%)
Open Circuit Voltage	54 - 64 VDC	73 VDC	72 VDC	85 VDC
Electrode Range	2.00 - 5.00 mm	2.50 - 6.00 mm	3.25 - 6.00 mm	2.00 - 6.00 mm
Carbon Electrode Range	-	6.00 - 8.00 mm	6.00 - 10.00 mm	6.00 - 8.00 mm
Dimensions (l x w x h)	950 x 660 x 650 mm	920 x 660 x 900 mm	920 x 660 x 900 mm	830 x 670 x 760 mm
Weight	125 kg	228 kg	244 kg	205 kg
Protection Class	IP 21S	IP 21S	IP 21S	IP 21S

Standard Accessories

Earth Clamp and Cable	K301100403 (35 mm ² - 3 m)	K301100503 (50 mm ² - 3 m)	K301100603 (70 mm ² - 3 m)	K301100503 (50 mm ² - 3 m)
Electrode Holder with Cable	K301000405 (35 mm ² - 5 m)	K301000505 (50 mm ² - 5 m)	K301000605 (70 mm ² - 5 m)	K301000505 (50 mm ² - 5 m)

Optional Accessories

Remote Control Unit 10m	-	-	-	7900000210
Remote Control Unit 20m	-	-	-	7900000220
Remote Control Unit 30m	-	-	-	7900000230
Remote Control Unit 40m	-	-	-	7900000240
Remote Control Unit 50m	-	-	-	7900000250



Electrode Holder with Cable



Earth Clamp and Cable



Remote Control Unit

Industrial DC TIG Welding Inverters

For Steel, Stainless Steel & Copper

ID 250 T DC, ID 250 T DC Pulse

ID 300 T DC, ID 300 T DC Pulse

ID 300 TW DC, ID 300 TW DC Pulse



- » Operates with 3 Phase 400V-50/60Hz networks & generators. Tolerates voltage fluctuations upto %15.
- » Welding current starting from 5 ampere is deal for TIG process and arc is very stable all through the adjustment range and excellent welding characteristics for Rutile, Basic & Cellulosic electrodes.
- » HF or Soft Touch ignition.
- » Enhanced TIG controls; pre-gas, slope-up, man current, slope down, post-gas, crater filling settings. For pulsed models additionally, pulse frequency, pulse duty cycle & base current settings.
- » 10 Job Storage.
- » Trigger latching. (2/4)
- » Other than torch, current and start/stop can also be controlled by a foot pedal. (Optional)
- » Precise monitoring of welding parameters via digital display.
- » Protection class is IP 21S.
- » Seperate industrial water cooling unit and trolley with gas bottle platform for TW versions.
- » Fan cooled and protected against overheating.
- » Electrode-holder cable, earth clamp cable, mans cable, gas hose and TIG torch are included in the standard equipment.

	ID 250 T DC	ID 250 T DC Pulse	ID 300 T DC	ID 300 T DC PULSE	ID 300 TW DC PULSE
Line Voltage (3 Phase)	400 V - 50/60 Hz	400 V - 50/60 Hz	400 V - 50/60 Hz	400 V - 50/60 Hz	400 V - 50/60 Hz
Input Power (MMA)	6.6 kVA (%35)	6.6 kVA (%35)	8.7 kVA (%35)	8.7 kVA (%35)	8.7 kVA (%35)
Input Current (MMA)	9.6 A (%35)	9.6 A (%35)	12.7 A (%35)	12.7 A (%35)	12.7 A (%35)
Input Power (TIG)	9.3 kVA (%35)	9.3 kVA (%35)	10.4 kVA (%45)	10.4 kVA (%45)	10.4 kVA (%45)
Input Current (TIG)	13.4 A (%35)	13.4 A (%35)	15.1 A (%45)	15.1 A (%45)	15.1 A (%45)
Welding Current Range	5 - 250 ADC	5 - 250 ADC	5 - 300 ADC	5 - 300 ADC	5 - 300 ADC
Rated Welding Current	250 ADC (%35)	250 ADC (%35)	300 ADC (%35)	300 ADC (%35)	300 ADC (%35)
Open Circuit Voltage	90 VDC	90 VDC	90 VDC	90 VDC	90 VDC
Coated Electrode Range	1.60 - 4.00 mm	1.60 - 4.00 mm	1.60 - 5.00 mm	1.60 - 5.00 mm	1.60 - 5.00 mm
Tungsten Electrode Range	1.00 - 2.40 mm	1.00 - 2.40 mm	1.00 - 2.40 mm	1.00 - 2.40 mm	1.00 - 3.20 mm
Cooling Type	Air	Air	Air	Air	Water
Dimensions (l x w x h)	570 x 253 x 394 mm	570 x 253 x 394 mm	570 x 253 x 394 mm	570 x 253 x 394 mm	598 x 252 x 661 mm
Weight	24 kg	24 kg	24 kg	24 kg	43 kg
Protection Class	IP 21S	IP 21S	IP 21S	IP 21S	IP 21S

Standard Accessories					
Earth Clamp and Cable	K301100303 (25 mm ² - 3 m)	K301100303 (25 mm ² - 3 m)	K301100403 (35 mm ² - 3 m)	K301100403 (35 mm ² - 3 m)	K301100403 (35 mm ² - 3 m)
Electrode Holder with Cable	K301000303 (25 mm ² - 3 m)	K301000303 (25 mm ² - 3 m)	K301000403 (35 mm ² - 3 m)	K301000403 (35 mm ² - 3 m)	K301000403 (35 mm ² - 3 m)
Gas Hose	K120000001 (2 m)	K120000001 (2 m)	K120000001 (2 m)	K120000001 (2 m)	K120000001 (2 m)
Torch	S510032211	S510032211	S510032211	S510032211	S510032201
















Optional Accessories					
TTH26 (8 m) TIG Torch	S510032212	S510032212	S510032212	S510032212	-
TTS18 (8 m) Water Cooled TIG Torch	-	-	-	-	S510032202
Foot Pedals	7910000120	7910000120	7910000120	7910000120	7910000120
Torch with Current Control	S510031301/S510031302	S510031301/S510031302	S510031301/S510031302	S510031301/S510031302	S510031301/S510031302
Water Cooling Unit (CS 250)	7910005250	7910005250	7910005250	7910005250	Standard
Gas Regulator	S520001004	S520001004	S520001004	S520001004	S520001004
TIG Accessories Set (Torch + Regulator)	Set 1 (7910000510)	Set 1 (7910000510)	Set 1 (7910000510)	Set 1 (7910000510)	Set 3 (7910000530)



Foot Pedal



Remote Control

Control Options		100 - 200 A	200 - 350 A	350 - 400 A	400 - 500 A	
S510031301						
S510031302		Lava TIG 20	Lava TIG 40W	WWT 18SC UK	LTW 4500 UK	
Welding Capacity	DC	180 A	380 A	400 A	450 A	
	AC	150 A	270 A	280 A	360 A	
Duty Cycle		%35	%100	%100	%60	
Ordering Codes	4 m	S510032211	S510032201	S510031214	S510031215	
	8 m	S510032212	S510032202	S510031218	-	
Cooling Type		Air	Water	Water	Water	
Consumables						
Nozzle		6.00 mm / No 4	S510031331	S510031331	S510031430	-
		8.00 mm / No 5	S510031332	S510031332	S510031431	-
		10.00 mm / No 6	S510031333	S510031333	S510031432	S510031440
		11.00 mm / No 7	-	-	S510031433	S510031442
		12.00 mm / No 8	S510031334	S510031334	S510031441	S510031443
		16.00 mm / No 10	S510031335	S510031335	-	S510031444
Clamp Holder	 Gas Diffuser 	1.00 mm	S510031320 / -	S510031320 / -	- / -	- / -
		1.60 mm	S510031321 / -	S510031321 / -	S510031421 / -	- / S510031425
		2.00 mm	S510031322 / -	S510031322 / -	- / -	- / S510031425
		2.40 mm	S510031323 / S510031461	S510031323 / S510031461	S510031423 / S510031461	S510031428 / S510031425
		3.20 mm	S510031324 / -	S510031324 / -	S510031424 / -	- / S510031425
		4.00 mm	S510031325 / -	S510031325 / -	S510031426 / -	- / S510031425
Insulation	Top		S510031341	S510031341	S510031341	-
	Bottom		S510031342	S510031342	S510031342	-
Electrode Clamp		1.00 mm	S510031310	S510031310	-	-
		1.60 mm	S510031311	S510031311	S510031411	-
		2.00 mm	S510031312	S510031312	-	S510031417
		2.40 mm	S510031313	S510031313	S510031413	S510031415
		3.20 mm	S510031314	S510031314	S510031414	S510031416
		4.00 mm	S510031315	S510031315	S510031412	S510031418
Back Cap	Short		S510031351	S510031351	S510031351	-
	Long		S510031352	S510031352	S510031352	S510031553
Tung. Electrode	175 mm 			WT - 20 (Red)	WP (Green)	WC - 20 (Grey)
		1.60 mm		S510038101	S510038201	S510038301
		2.00 mm		S510038102	S510038202	S510038302
		2.40 mm		S510038103	S510038203	S510038303
		3.20 mm		S510038104	S510038204	S510038304
	4.00 mm		S510038105	S510038205	S510038305	

Industrial MIG/MAG Welding Inverters

For All Types of Metals (Steel, Stainless Steel, Aluminum Etc.)

Inverter Technology for Continuous Production

ID 300 M (CV)

ID 400 MW (CC/CV)

ID 500 MW (CC/CV)



- » Operates with 3 Phase 400 V 50/60 Hz networks & generators. Tolerates voltage fluctuations upto %15.
- » Excellent welding characteristics with all types of solid and flux cored wires.
- » While ID300M has a Constant Voltage (CV) power source for MIG/MAG process, ID400MW & ID500MW has Constant Current & Constant Voltage (CC/CV) power sources enabling operators to use stick electrode and carbon gauging processes as well as the MIG/MAG process.
- » ID400MW & ID500MW are ready to weld with any type of ROBOT. According to the robot type, digital & analog communication is possible.

- » 3 Adjustment Modes; SYNERGIC, EASY, NORMAL makes it especially easy for operators who used to weld with conventional equipment.
- » Synergic feature for optimum welding parameter selection through the LCD menu by Wire Type, Wire Size, Gas Type, and Thickness selection.
- » Trigger Mode (2/4), Soft Start for spatter free arc ignition, Pre-Gas, Post-Gas and Crater Filling for automation, Burn-Back time for anti sticking and Spot On/O timers can be set through the LCD panel.
- » Welding Voltage, Welding Current or Wire Feeding Speed, according to the selected mode can be set or fine tuned by potentiometers and comfortably monitored by separate big digital displays.
- » The 2 way button for Inching and Gas Purge is inside the wire feeder compartment.
- » Separate Wire Feeding System for spools 300, 270 and 200 mm in diameters and special wire inlet for drums.
- » The 4-wheel drive system assures good feedability with longer torches and less deformation of delicate wires like aluminum and flux cored wires.
- » Standard harness between wire feeder box and the base machine is 5m long. Upon request this could be extended up to 30m.
- » Built-in trolley with gas bottle platform and 24V DC electric socket for CO gas heater.
- » Water cooling unit is at the base of the trolley and it is powerful enough to support in warm climates and long harness. (MW models)
- » For air cooled models a large drawer is placed instead of the water cooling unit for welder's necessities. (M models)
- » Outer case is made out of steel and coated with electrostatic powder painting for a corrosion free longer service life.
- » Protection Class is IP21S.
- » Protected against missing phase or excessively high or low line voltage.
- » Fan cooled and protected against overheating.
- » Smart Cooling enables all turning parts, like fans and pump motors, work according to the heating levels. This function significantly reduces noise levels, dust accumulation inside of the equipment, energy consumption and service needs.

Power Source	ID 300 M (CV)	ID 400 MW (CC/CV)	ID 500 MW (CC/CV)
Line Voltage (3 Phase)	400 V - 50/60 Hz	400 V - 50/60 Hz	400 V - 50/60 Hz
Input Power	15.1 kVA (%40)	24.5 kVA (%40)	23.2 kVA (%40)
Input Current	21.9 A (%40)	35.5 A (%40)	46.2 A (%40)
Welding Current Range	50 - 300 ADC	50 - 400 ADC	50 - 500 ADC
Nominal Welding Current	300 ADC (%40)	400 ADC (%40)	500 ADC (%40)
Max. Open Circuit Voltage	62 VDC	82 VDC	82 VDC
Dimensions (l x w x h)	1078 x 531 x 1348 mm	1078 x 531 x 1348 mm	1078 x 531 x 1348 mm
Weight	102 kg	112 kg	113.7 kg
Protection Class	IP 21S	IP 21S	IP 21S

Wire Feeding System			
Welding Wire Range	0.80 - 1.20 mm	0.60 - 1.60 mm	0.80 - 1.60 mm
Wire Feeding Speed	1 - 21.5 m/min	1 - 21.5 m/min	1 - 21.5 m/min
Trigger Control	2 / 4	2 / 4	2 / 4
Dimensions (l x w x h)	620 x 264 x 460 mm	620 x 264 x 460 mm	620 x 264 x 460 mm
Weight	21.5 kg	22.5 kg	23.7 kg

Cooling System			
Cooling Power	-	13205 Btu / 3.870 kW	13205 Btu / 3.870 kW
Dimensions (l x w x h)	-	714 x 310 x 300 mm	714 x 310 x 300 mm
Weight (Empty)	-	24 kg	24 kg

Standard Accessories			
Earth Clamp and Cable	K301100303 (25 mm ² - 3 m)	K301100405 (35 mm ² - 5 m)	K301100605 (70 mm ² - 5 m)
Gas Hose	K120000001 (2 m)	K120000001 (2 m)	K120000001 (2 m)

Optional Accessories			
CO2 Heater	S520009002	S520009002	S520009002
Gas Pressure Regulator (Argon)	S520001004	S520001004	S520001004
Gas Pressure Regulator (CO2)	S520001005	S520001005	S520001005
MTH 35 (3 m) MIG Torch	S520023303	-	-
MTS 500 (3 m) Water Cooled MIG Torch	-	S520023503	S520023503
MIG/MAG Accessories Set (Torch + Heater + Regulator)	Set 3 (7920000530)	Set 3 (7920000530)	Set 5 (7920000550)

Industrial Compact DC MIG / MAG Welding Machines

For All Types of Metals (Steel, Stainless Steel, Aluminum Etc.)

Step Controlled Transformer-Rectifier Technology for Production

RS 200 MK

RS 250 MK

RS 300 MK

RS 350 MK

RS 400 MK



- » Operates with 3 Phase 400V - 50/60Hz.
- » Excellent welding characteristics with all types of solid and flux cored wires.
- » Built-in wire feeding system for spools 300, 270 and 200 mm in diameters and special wire inlet for drums.
- » The 4-wheel drive system assures good feedability with longer torches and less deformation of delicate wires like aluminum and fluxcored wires.
- » Welding voltage, wire feed speed are adjusted from the front panel. Welding voltage and current are monitored on the digital displays. Optimum welding parameters could be selected from the chart on the front panel.
- » Soft Start for spatter free arc ignition, pre-gas and post-gas for automation, wire burn-back time for antisticking could be set inside the wire spool cabinet.
- » Trigger latching (2/4) switch and manual wire feeding (inching) button for threading.
- » According to the machine capacity 2nd and 3rd work-piece outlets for low spooler welding.
- » Protection class is IP 21.
- » Built-in trolley with gas bottle platform with 220V standard electric socket for CO2 gas heaters.
- » Strong outer case made by 1.2 mm steel sheet and coated with electrostatic painting for a corrosion free longer service life.
- » Fan cooled and protected against overheating.
- » Earth clamp, electric-line cables and gas bottle hose are included in the standard equipment.

	RS 200 MK	RS 250 MK	RS 300 MK	RS 350 MK	RS 400 MK
Line Voltage (3 Phase)	400 V - 50/60 Hz	400 V - 50/60 Hz	400 V - 50/60 Hz	400 V - 50/60 Hz	400 V - 50/60 Hz
Input Power	8.3 kVA (%23)	10 kVA (%40)	13.8 kVA (%40)	17.3 kVA (%40)	19.3 kVA (%45)
Input Current	12 A (%23)	14.5 A (%40)	20 A (%40)	25.1 A (%40)	28 A (%45)
Welding Current Range	40 - 200 ADC	57 - 250 ADC	40 - 300 ADC	60 - 350 ADC	45 - 400 ADC
Nominal Welding Current	200 ADC (%33)	250 ADC (%40)	300 ADC (%40)	350 ADC (%40)	400 ADC (%45)
Max. Open Circuit Voltage	17 - 36 VDC	19.7 - 51 VDC	19 - 44 VDC	19.7 - 51 VDC	18.5 - 45 VDC
Voltage Adjustment Steps	2 x 7	3 x 7	3 x 7	3 x 7	4 x 7
Dimensions (l x w x h)	890 x 460 x 950 mm	890 x 460 x 950 mm	890 x 460 x 950 mm	890 x 460 x 950 mm	890 x 460 x 950 mm
Weight	101 kg	105 kg	112 kg	117 kg	121 kg
Protection Class	IP 21	IP 21	IP 21	IP 21	IP 21

Wire Feeding System

Welding Wire Range	0.60 - 1.00 mm	0.60 - 1.20 mm	0.60 - 1.20 mm	0.60 - 1.20 mm	0.80 - 1.60 mm
Roller Groove Size	0.80 / 1.00 mm	0.80 / 1.00 mm	0.80 / 1.00 mm	1.00 / 1.20 mm	1.00 / 1.20 mm
Roller Diameter	37 mm	37 mm	37 mm	37 mm	37 mm
Wire Feeding Speed	1 - 24 m/min	1 - 24 m/min	1 - 24 m/min	1 - 24 m/min	1 - 24 m/min
Trigger Control	2 / 4	2 / 4	2 / 4	2 / 4	2 / 4
Spool Capacity	20 kg	20 kg	20 kg	20 kg	20 kg

Standard Accessories

Earth Clamp and Cable	K301100203 (16 mm ² - 3 m)	K301100203 (16 mm ² - 3 m)	K301100303 (25 mm ² - 3 m)	K301100403 (35 mm ² - 3 m)	K301100403 (35 mm ² - 3 m)
Gas Hose	K120000001 (2 m)	K120000001 (2 m)	K120000001 (2 m)	K120000001 (2 m)	K120000001 (2 m)

Optional Accessories

CO2 Heater	S520009002	S520009002	S520009002	S520009002	S520009002
Gas Pressure Regulator (CO ₂ /Ar)	S520001005	S520001005	S520001005	S520001005	S520001005
MTH 25 (3 m) MIG Torch	S520023203	S520023203	-	-	-
MTH 25 (4 m) MIG Torch	S520023204	S520023204	-	-	-
MTH 25 (5 m) MIG Torch	S520023205	S520023205	-	-	-
MTH 35 (3 m) MIG Torch	-	-	S520023303	S520023303	S520023303
MTH 35 (4 m) MIG Torch	-	-	S520023304	S520023304	S520023304
MTH 35 (5 m) MIG Torch	-	-	S520023305	S520023305	S520023305
MTH 40 (3 m) MIG Torch	-	-	-	S520023403	S520023403
MTH 40 (4 m) MIG Torch	-	-	-	S520023404	S520023404
MTH 40 (5 m) MIG Torch	-	-	-	S520023405	S520023405
MIG/MAG Accessories Set (Torch + Heater + Regulator)	Set 2 (7920000520)	Set 2 (7920000520)	Set 3 (7920000530)	Set 3 (7920000530)	Set 3 (7920000530)

Industrial DC MIG / MAG Welding Machines

For All Types of Metals (Steel, Stainless Steel, Aluminum Etc.)

Step Controlled Transformer-Rectifier Technology for Production

RS 250 M

RS 300 M

RS 350 M

RS 400 M

RS 500 M



- » Operates with 3 Phase 400V - 50/60Hz.
- » Excellent welding characteristics with all types of solid and flux cored wires.
- » Separate Wire Feeding System for spools 300, 270 and 200 mm in diameters and special wire inlet for drums.
- » Standard harness between wire feeder box and the base machine is 5m long. Upon request this could be extended up to 30m.
- » The 4-wheel drive system assures good feedability with longer torches and less deformation of delicate wires like aluminum and fluxcored wires.
- » Welding voltage, wire feed speed are adjusted from the front panel. Welding voltage and current are monitored on the digital displays. Optimum welding parameters could be selected from the chart on the front panel.
- » Soft Start for spatter free arc ignition, pre-gas and post-gas for automation, wire burn-back time for antisticking could be set inside the wire spool cabinet.
- » Trigger latching (2/4) switch and manual wire feeding (inching) button for threading.
- » For low spatter welding, according to the machine capacity 2nd and 3rd work-piece outlets are provided.
- » Protection class is IP 21.
- » Built-in trolley with gas bottle platform with 220V standard electric socket for CO₂ gas heaters.
- » Strong outer case made by 1.2 mm steel sheet and coated with electrostatic painting for a corrosion free longer service life.
- » Fan cooled and protected against overheating.
- » Earth clamp, electric-line cables and gas bottle hose are included in the standard equipment.

	RS 250 M	RS 300 M	RS 350 M	RS 400 M	RS 500 M
Line Voltage (3 Phase)	400 V - 50/60 Hz	400 V - 50/60 Hz	400 V - 50/60 Hz	400 V - 50/60 Hz	400 V - 50/60 Hz
Input Power	10 kVA (%40)	13.8 kVA (%40)	17.3 kVA (%40)	19.3 kVA (%45)	29.7 kVA (%40)
Input Current	14.5 A (%40)	20 A (%40)	25.1 A (%40)	28 A (%45)	43 A (%40)
Welding Current Range	57 - 250 ADC	40 - 300 ADC	60 - 350 ADC	45 - 400 ADC	45 - 500 ADC
Nominal Welding Current	250 ADC (%40)	300 ADC (%40)	350 ADC (%40)	400 ADC (%45)	500 ADC (%40)
Max. Open Circuit Voltage	19.7 - 51 VDC	19 - 44 VDC	19.7 - 51 VDC	18.5 - 45 VDC	19 - 53 VDC
Voltage Adjustment Steps	3 x 7	3 x 7	3 x 7	4 x 7	3 x 10
Dimensions (l x w x h)	865 x 510 x 780 mm	865 x 510 x 780 mm	1020 x 590 x 1290 mm	1020 x 590 x 1290 mm	1020 x 590 x 1290 mm
Weight	101 kg	101 kg	117 kg	134 kg	195 kg
Protection Class	IP 21	IP 21	IP 21	IP 21	IP 21

Wire Feeding System

Welding Wire Range	0.60 - 1.00 mm	0.60 - 1.20 mm	0.60 - 1.20 mm	0.80 - 1.60 mm	0.80 - 2.00 mm
Roller Groove Size	0.80 / 1.00 mm	0.80 / 1.00 mm	1.00 / 1.20 mm	1.00 / 1.20 mm	1.00 / 1.20 mm
Roller Diameter	37 mm	37 mm	37 mm	37 mm	37 mm
Wire Feeding Speed	1 - 24 m/min	1 - 24 m/min	1 - 24 m/min	1 - 24 m/min	1 - 24 m/min
Trigger Control	2 / 4	2 / 4	2 / 4	2 / 4	2 / 4
Spool Capacity	20 kg	20 kg	20 kg	20 kg	20 kg
Dimensions (l x w x h)	560 x 225 x 450 mm	560 x 225 x 450 mm	560 x 225 x 450 mm	560 x 225 x 450 mm	560 x 225 x 450 mm
Weight	23 kg	23 kg	23 kg	23 kg	23 kg

Standard Accessories

Earth Clamp and Cable	K301100303 (25 mm ² - 3 m)	K301100303 (25 mm ² - 3 m)	K301100303 (25 mm ² - 3 m)	K301100403 (35 mm ² - 3 m)	K301100603 (70 mm ² - 3 m)
Gas Hose	K120000001 (2 m)	K120000001 (2 m)	K120000001 (2 m)	K120000001 (2 m)	K120000001 (2 m)

Optional Accessories

CO2 Heater	S520009002	S520009002	S520009002	S520009002	S520009002
Gas Pressure Regulator (CO2)	S520001005	S520001005	S520001005	S520001005	S520001005
MTH 25 (3 m) MIG Torch	S520023203	-	-	-	-
MTH 25 (4 m) MIG Torch	S520023204	-	-	-	-
MTH 35 (3 m) MIG Torch	-	S520023303	S520023303	S520023303	S520023303
MTH 35 (4 m) MIG Torch	-	S520023304	S520023304	S520023304	S520023304
MTH 35 (5 m) MIG Torch	-	S520023305	S520023305	S520023305	S520023305
MTH 40 (3 m) MIG Torch	-	-	S520023403	S520023403	S520023403
MTH 40 (4 m) MIG Torch	-	-	S520023404	S520023404	S520023404
MTH 40 (5 m) MIG Torch	-	-	S520023405	S520023405	S520023405
MIG/MAG Accessories Set (Torch + Heater + Regulator)	Set 2 (7920000520)	Set 2 (7920000520)	Set 3 (7920000530)	Set 3 (7920000530)	Set 3 (7920000530)

Industrial Water Cooled DC MIG / MAG Welding Machines

For All Types of Metals (Steel, Stainless Steel, Aluminum Etc.)

SCR Technology for Extreme Conditions

RD 650 MW

Step Controlled Transformer-Rectifier Technology for Heavy Duty Production

RS 350 MW

RS 400 MW

RS 450 MW

RS 500 MW



- » Operates with 3 Phase 400V - 50/60Hz.
- » Excellent welding characteristics with all types of solid and flux cored wires.
- » Separate Wire Feeding System for spools 300, 270 and 200 mm in diameters and special wire inlet for drums.
- » Standard harness between wire feeder box and the base machine is 5m long. Upon request this could be extended up to 30m.
- » The 4 Wheel drive system assures good feedability with longer torches and less deformation of delicate wires like aluminum and fluxcored wires.
- » For RS Models: Welding voltage is adjusted from the front panel of the base machine and wire feed speed is adjusted on the front panel of the wire feeder box. Welding voltage & current are monitored on the digital displays. Optimum welding parameters could be selected from the chart on the front panel of the wire feeder box. For RD Models: Welding voltage and wire feeding speed is adjusted and monitored by the digital displays on the front panel of the wire feeder box.
- » Soft Start for spatter free arc ignition, pre-gas and post-gas for automation, wire burn-back time for antisticking could be set inside the wire spool cabinet.
- » Trigger latching (2/4) switch and manual wire feeding (inching) button for threading.
- » For low spatter welding, according to the current range 2nd and 3rd work-piece outlets are provided.
- » Protection Class is IP 21.
- » Separate powerful water cooling unit is able to support in warm climates and long harnesses.
- » Built-in trolley with gas bottle platform with 220V standard electric socket for CO2 gas heaters.
- » Strong outer case made by 1.2 mm steel sheet and coated with electrostatic painting for a corrosion free longer service life.
- » Fan cooled and thermally protected against overheating.
- » Earth clamp, electric-line cable and gas bottle hose are included in the standard equipment.

	RS 350 MW	RS 400 MW	RS 450 MW	RS 500 MW	RD 650 MW
Line Voltage (3 Phase)	400 V - 50/60 Hz	400 V - 50/60 Hz	400 V - 50/60 Hz	400 V - 50/60 Hz	400 V - 50/60 Hz
Input Power	17.3 kVA (%40)	19.3 kVA (%40)	23.6 kVA (%40)	29.7 kVA (%40)	48.36 kVA (%40)
Input Current	25.1 A (%40)	28 A (%40)	34.3 A (%40)	43 A (%40)	70.1 A (%40)
Welding Current Range	60 - 350 ADC	45 - 400 ADC	85 - 450 ADC	45 - 500 ADC	60 - 650 ADC
Nominal Welding Current	350 ADC (%40)	400 ADC (%40)	450 ADC (%40)	500 ADC (%40)	650 ADC (%40)
Max. Open Circuit Voltage	19.7 - 51 VDC	18.5 - 45 VDC	20 - 57 VDC	19 - 53 VDC	17 - 55 VDC
Voltage Adjustment Steps	3 x 7	4 x 7	3 x 10	3 x 10	-
Dimensions (l x w x h)	1020 x 590 x 1515 mm	1020 x 590 x 1515 mm	1020 x 590 x 1515 mm	1020 x 590 x 1515 mm	1152 x 645 x 1795 mm
Weight	138 kg	155 kg	201 kg	215 kg	235 kg
Protection Class	IP 21	IP 21	IP 21	IP 21	IP 21

Wire Feeding System

Welding Wire Range	0.60 - 1.20 mm	0.80 - 1.60 mm	0.80 - 2.00 mm	0.80 - 2.40 mm	1.00 - 2.80 mm
Roller Groove Size	1.00 / 1.20 mm	1.00 / 1.20 mm	1.00 / 1.20 mm	1.00 / 1.20 mm	1.20 / 1.60 mm
Roller Diameter	37 mm	37 mm	37 mm	37 mm	37 mm
Wire Feeding Speed	1 - 24 m/min	1 - 24 m/min	1 - 24 m/min	1 - 24 m/min	1 - 24 m/min
Trigger Control	2 / 4	2 / 4	2 / 4	2 / 4	2 / 4
Spool Capacity	20 kg	20 kg	20 kg	20 kg	20 kg
Boyutlar (u x g x y)	560 x 225 x 450 mm	560 x 225 x 450 mm	560 x 225 x 450 mm	560 x 225 x 450 mm	574 x 230 x 500 mm
Weight	25 kg	25 kg	25 kg	25 kg	27 kg

Cooling System















Cooling Power	1024 Btu	1024 Btu	1024 Btu	1024 Btu	1024 Btu
Dimensions (l x w x h)	760 x 440 x 260 mm	760 x 440 x 260 mm	760 x 440 x 260 mm	760 x 440 x 260 mm	760 x 440 x 260 mm
Weight (Empty)	33.5 kg	33.5 kg	33.5 kg	33.5 kg	33.5 kg

Standard Accessories

Earth Clamp and Cable	K301100405 (35 mm ² - 5 m)	K301100405 (35 mm ² - 5 m)	K301100605 (70 mm ² - 5 m)	K301100605 (70 mm ² - 5 m)	K301100705 (95 mm ² - 5 m)
Gas Hose	K120000001 (2 m)	K120000001 (2 m)	K120000001 (2 m)	K120000001 (2 m)	K120000001 (2 m)

Optional Accessories

CO2 Heater	S520009002	S520009002	S520009002	S520009002	S520009002
Gas Pressure Regulator (CO2)	S520001005	S520001005	S520001005	S520001005	S520001005
MTS 500 (3 m) Water Cooled MIG Torch	S520023503	S520023503	S520023503	S520023503	S520023503
MTS 500 (4 m) Water Cooled MIG Torch	S520023504	S520023504	S520023504	S520023504	S520023504
MTS 500 (5 m) Water Cooled MIG Torch	S520023505	S520023505	S520023505	S520023505	S520023505
MIG/MAG Accessories Set (Torch + Heater + Regulator)	Set 5 (7920000550)	Set 5 (7920000550)	Set 5 (7920000550)	Set 5 (7920000550)	Set 5 (7920000550)

Control Options		100 - 200 A		250 - 350 A		450 A		500 A	
S520031301									
S520031302									
		Lava MIG 15	Lava MIG 25	Lava MIG 35	Lava MIG 40	Lava MIG 50W	Lava MIG 50W		
Welding Capacity	CO ₂	150 A (%60)	200 A (%60)	270 A (%60)	320 A (%60)	450 A (%100)	500 A (%100)		
Ordering Codes	3 m	S520023103	S520023203	S520023303	S520023403	S520023503	S520023513		
	4 m	S520023104	S520023204	S520023304	S520023404	S520023504	S520023514		
	5 m	S520023105	S520023205	S520023305	S520023405	S520023505	S520023515		
Cooling Type		Air	Air	Air	Air	Water	Water		
Consumables									
Nozzle		12 m	S520022122	S520022222	-	-	-		
		15 m	-	S520022225	-	-	-	-	
		16 m	-	-	S520022326	S520021424	S520021626		
Contact Tip		Standard	0.60 mm	S520022320 (M6xL25)	S520022310 (M6xL28)	-			
			0.80 mm	S520022321 (M6xL25)	S520022311 (M6xL28)	S520022511 (M8xL30)			
			1.00 mm	S520022322 (M6xL25)	S520022312 (M6xL28) / S520022325 (M6xL28xCuCrZr)	S520022512 (M8xL30) / S520022520 (M8xL30xCuCrZr)			
			1.20 mm	S520022323 (M6xL25)	S520022313 (M6xL28) / S520022327 (M6xL28xCuCrZr)	S520022513 (M8xL30) / S520022521 (M8xL30xCuCrZr)			
			1.40 mm	-	-	S520022519 (M8xL30)			
			1.60 mm	-	S520022314 (M6xL28) / S520022328 (M6xL28xCuCrZr)	S520022514 (M8xL30) / S520022522 (M8xL30xCuCrZr)			
			2.00 mm	-	-	S520022515 (M8xL30) / S520022524 (M8xL30xCuCrZr)			
			2.40 mm	-	-	S520022516 (M10xL30) / S520022624 (M10xL30xCuCrZr)			
		Aluminum	1.00 mm	-	S520022317 (M6xL28)	S520022517 (M8xL30)			
			1.20 mm	-	S520022318 (M6xL28)	S520022518 (M8xL30)			
Top Holder		M6	S520022140	S520022220	S520022330	-	-		
		M8	-	-	S520022230	S520029010	S520022530		
Gas Diffuser		Ceramic	-	S520021641	S520022341	S520022641	S520022641		
		Copper	-	S520022221	-	-	-		
Steel Spiral		0.60 mm 0.90 mm	3 m		S520021560				
			4 m		S520022361				
			5 m		-				
		1.00 mm 1.20 mm	3 m		S520021561 / S520021261 (Flat)				
			4 m		S520021662				
			5 m		S520021567				
		1.20 mm 1.60 mm	3 m		S520021562 / S520021461 (Flat)				
			4 m		S520022573				
			5 m		S520026562				
		1.60 mm 2.40 mm	3 m		S520026460				
Teflon Spiral		0.60 mm 0.90 mm	3 m		S520021666				
			3 m		S520021667				
		1.00 mm 1.20 mm	3 m		S520021667				
			3 m		S520022569				
		1.60 mm	3 m		S520022569				
			3 m		S520022569				